

TecAlliance E-Newsletter

Greater China

Version April 2026

联系我们



tecalliance.cn



目录

CONTENT

01

Market Outlook

- PC China Mainland
- PC Hong Kong and Taiwan

02

TecAlliance Data

- PC/LCV
- Original Equipment Research
- Global VIO Report 2024H2(Selected)

03

TecAlliance Solution

- Data Portal

04

Global Data Supplier


- 2026 April

05

Marketing Activities

- 2026
- TecRMI Debuts at AMR 2026 in Beijing

01



Market Outlook

- PC China Mainland
- PC Hong Kong and Taiwan

核心三电实现 “美学平权”

Profil

Constructed from 2025/9/29/PHEV/4-Wheel Drive/SUV/from 46.59w

VIO

As of 2025H2, it reaches 18,871units , Among the SUV models newly launched in September, it ranked 8th out of 37.

Others

NVIDIA ADAS chip / LiDAR / full-speed adaptive cruise control — Qianli Haohan H7/H9



极氪 9X

别名：杭州湾库里南

岚图 泰山

别名：武汉库里南

VS

Profil

Constructed from 2025/11/18/PHEV/4-Wheel Drive/SUV/from 37.99w

VIO

As of 2025H2, it reaches 3,999units , Among the SUV models newly launched in September, it ranked 4th out of 13

Others

Full-stack 900V high-voltage architecture / Huawei Qiankun intelligent driving ADS / LiDAR / full-speed adaptive cruise control / Harmony Space in-vehicle intelligent system



Adjustable Chassis

With the battery flat-laid on the chassis, the center of gravity is inherently low, solving the pain point of large vehicles 'driving like a boat.' The three-chamber air suspension combined with rear-wheel steering gives this 5.2-meter-long large vehicle a turning radius comparable to that of a compact A-segment car.



Powertrain Redundancy

Dual motors achieve 400kW+ output, with 0-100 km/h in under 5 seconds. As horsepower becomes commoditized, 'overwhelming power defies all odds' has emerged as the simplest and most brute-force formula for luxury. The larger the vehicle, the more the inherent smoothness and serenity of electric motors shine.



Advanced Intelligent Driving

Where the Rolls-Royce Cullinan excels in traditional 'mechanical luxury,' Chinese brands are redefining the paradigm with 'digital luxury.' In environmental awareness and decision-making capabilities, Chinese vehicles have already achieved a generational lead.

Hong Kong and Taiwan Highlight Vehicle News

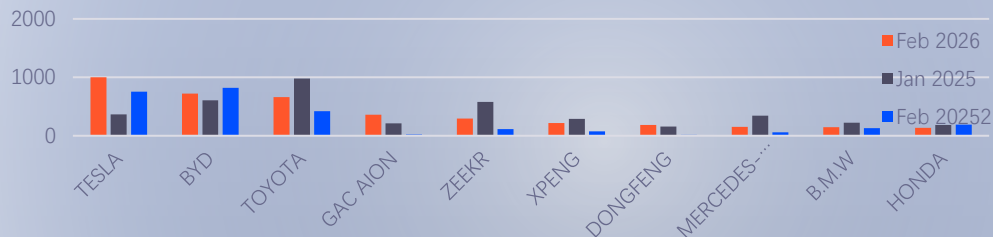
Taiwan and Hong Kong Market Overview

In February 2026, the total car sales in Hong Kong reached **4,806** units, with domestically-produced new energy vehicles performing excellently in the territory. Taiwan sales in April 2026 amounted to **31,407** units, most estimates predict that the market will recover in 2026..

February 2026 Automotive Market Brand Sales and Production Analysis

New energy takes full dominance, fuel vehicles accelerate their exit

In February 2026, the total car sales in the Hong Kong market reached 4,806 units, a decrease of about 3.7% compared to January 2026 (4,991 units), but a significant increase of 44.1% compared to February 2025 (3,335 units). In Hong Kong's new car market, new energy vehicles (including pure electric and plug-in hybrid) accounted for as much as 77% of sales, marking the official entry of Hong Kong car consumption into the 'electric-dominated era.'



Tesla's sales top the list, leading the high-end market

Tesla remained at the top with 1,001 units, holding a market share of approximately 25.87%, an increase of 172.75% compared to January. BYD sold 723 units, up 19.11% from January; Toyota sold 660 units, down 32.72% from January. No single model entered the top ten in sales, indicating a fundamental restructuring of the market landscape.



HK

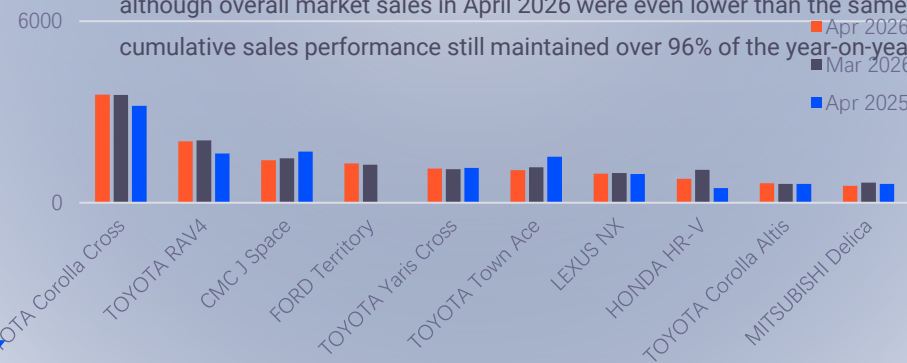
TW

April 2026 Taiwan Automobile Market Production and Sales Analysis


The overall market has cooled down slightly, showing some weakness

Compared to March, which was the first full sales month following the Lunar New Year and saw strong market activity, April cooled down slightly; in terms of the usual gradual warming up toward the first-half sales peak, April's performance appears somewhat weak. The cumulative sales of new cars in Taiwan for April totaled 31,407 units, representing a decline of more than 20 percentage points compared to March, and a decrease of 4.5% compared to April 2025.

April 2025 was a significant turning point for Taiwan's market. At that time, the Trump administration in the U.S. implemented tariff policies, causing a sharp contraction in market demand, which not only affected the annual strategies of major brands but also led consumers to adopt a wait-and-see and hesitant attitude. Market performance only began to stabilize and gradually warm up from the fourth quarter of 2025. However, although overall market sales in April 2026 were even lower than the same period in 2025, cumulative sales performance still maintained over 96% of the year-on-year comparison.



02



TecAlliance Data

- PC/LCV
- Original Equipment Research
- Global VIO Report 2024H2(Selected)

Overview of New Added Vehicle(KType No.) 2026

In April 2026, newly launched cars cover a total of **234** KTypes, including **133** facelifts (model year updates or configuration optimizations), **46** new model (new displacement or power options), and **55** new types

2026 4.01-4.30 New Types Monthly Snapshot

Note:
"Model" refers to new KTYPE models. In the **first quarter of 2026**, a total of **13,119** KTYPEs were covered. In addition, new coverage will include **234 Ktypes** in March 2026.

2nd Apr
NIO ET5
 29.8k. CNY **MIDSIZE**

2nd Apr
NIO ET5T
 29.8k. CNY **MIDSIZE**

8th Apr
NISSAN NX8
 15.99k. CNY **LARGE SUV**

17th Apr
ZEEKR 8X
 35.68k. CNY **LARGE SUV**


25th Apr
VW ID.ERA 9X
 30.98k. CNY **LARGE SUV**

...More

Distribution of Facelifts and New Models

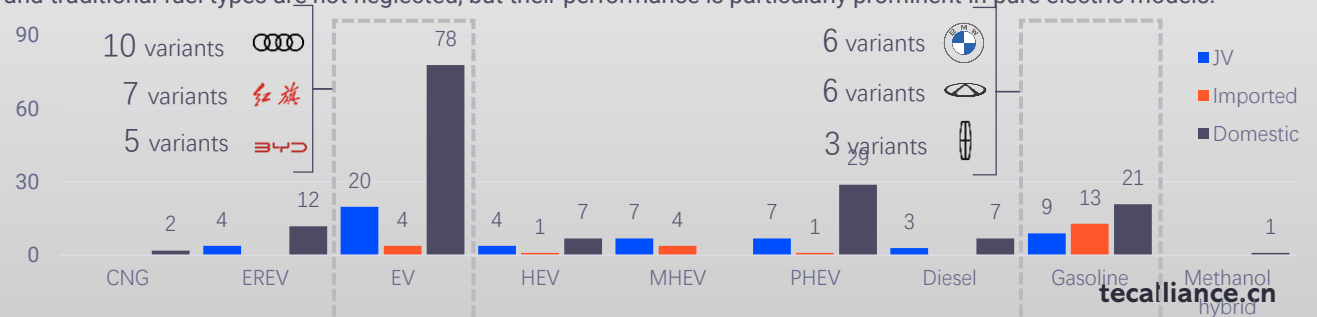
Body Type

In the new KTypes, more than 50% became SUV models. Chery completed the upgrade of 9 SUV models that month, while Exeed (Chery) also accelerated and completed the upgrade of 8 SUV models. Nearly 20% became sedan models, and Hongqi (FAW) completed 6 iterations.



Fuel Type

Among the newly added KTypes, there are 53 models with a mix of gasoline and diesel, compared to 102 pure electric models, showing an obvious decline. In the upgraded models, domestic brands are the main force and cover all fuel types, and traditional fuel types are not neglected, but their performance is particularly prominent in pure electric models.



Overview of OE Research Coverage for CN Mainland

CN Mainland OE Research Coverage Dive in

K-Type

10,033u. K-Type

VIO

3.19bil. VIO



OE Number and Linkage

1.98mil+ OE Linkage **458**thou+ OE numbers



We lead the **digitalization** of the Aftermarket.

82| Brake Disc



Total matching OE

9078units,
Quarterly compared **+568**
95.55%

VIO Covered
8778
Ktype Covered

402| Brake Pad



Total matching OE

11172units,
Quarterly compared **+762**
95.36%

VIO Covered
8740
Ktype Covered

448| Condenser



Total matching OE

4581units,
Quarterly compared **+163**
96.06%

VIO Covered
8651
Ktype Covered

273|Control/Trailing Arm



Total matching OE

16353units,
Quarterly compared **+699**
92.74%

VIO Covered
7190
Ktype Covered

854|Shock Absorber



Total matching OE

23670units,
Quarterly compared **+799**
94.57%

VIO Covered
8362
Ktype Covered

1| Starter Battery



Total matching OE

3489units,
Quarterly compared **+136**
90.48%

VIO Covered
6968
Ktype Covered

316| Thermostat



Total matching OE

2355units,
Quarterly compared **+143**
91.46%

VIO Covered
7408
Ktype Covered

Global VIO Report 2024H2 (Selected)



post pandemic

77

Countries and Regions

Global Vehicles in Operation Trending 2020-2024

Localized data research, centralized quality control.

Global VIO Report 2024H2(Selected)

Global VIO Distribution by Continentals
billion units

1.4

North of America

281 Mio

East Asia

426 Mio.

Central America

33 Mio

Europe

366 Mio.

Oceania

23 Mio.

South America

78 Mio.

Southeast Asia

67 Mio.

Middle East

61 Mio.

South Asia

54 Mio.

Africa

23 Mio.

We Collaborate We Connected

We Connect the World with One Standard

Asia has the biggest volume of carpark with the highest speed of expanding, Middle East follows with an increase rate 23.7% compared to the year of 2020. Meanwhile, the carpark volume in north of America is balanced.



77 countries/regions



10 markets



1 glance

Global VIO Report 2024H2 (Selected)

VIO of Vehicles in Key Countries 2024

- > Russia
- > Brazil
- > Australia
- > Malaysia
- > Germany
- > South Africa
- > Turkey
- > Great Britain
- > Chile

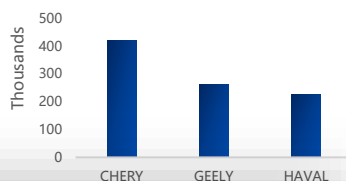
俄罗斯

Russia

1,370k Units
CN Brands

4% of its
domestical
VIO

Top3 CHN Brands



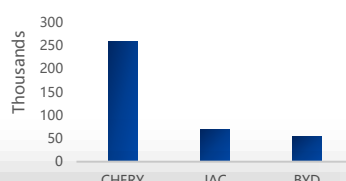
巴西

Brazil

471k Units
CN Brands

1% of its
domestical
VIO

Top3 CHN Brands



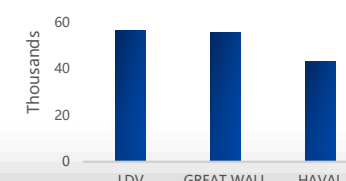
澳大利亚

Australia

186k Units
CN Brands

1% of its
domestical
VIO

Top3 CHN Brands

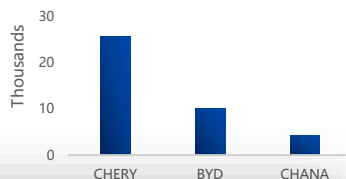


马来西亚

Malaysia

51k Units
CN Brands

0.3% of its
domestical
VIO



德国

Germany

22k Units
CN Brands

0.1% of its
domestical
VIO

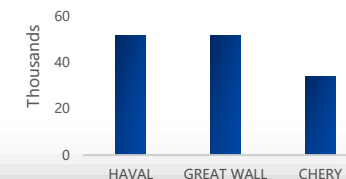


南非

South Africa

158k Units
CN Brands

1.7% of its
domestical
VIO

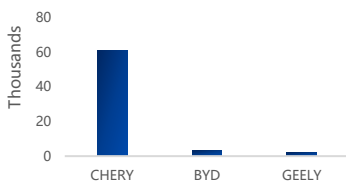


土耳其

Turkey

71k Units
CN Brands

0.4% of its
domestical
VIO

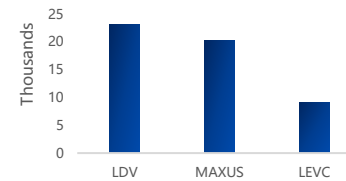


英国

Great Britain

61k Units
CN Brands

0.2% of its
domestical
VIO

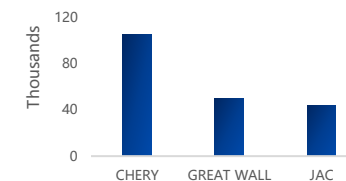


智利

Chile

378k Units
CN Brands

7.6% of its
domestical
VIO



03



TecAlliance Solution

- Data Portal

Data Portal is Now Officially Published



Data Portal Introduction

Design Philosophy

A simple, precise, and user-friendly listing tool designed to address three key pain points: fragmented data sources, uneven listing quality standards, and prohibitive after-sales costs.

Highlights

- ✓ Batch processing with one-click upload
- ✓ Precise matching + high-quality data support
- ✓ Transparent pricing + controllable usage
- ✓ Secure authorization + operation traceability


Building a one-stop e-commerce ecosystem product

TecAlliance is built on original equipment data. We are dedicated to helping you enhance listing accuracy, lower after-sales costs, and boost sales conversion rates



OE Fitment

Official Original Equipment (OE) data source



Official OE Data Source

Support batch upload and query of OE data

Process Automation

Data Import → Fitment Lookup → eBay Fitment Upload



VIO Provided

Cross-country VIO datasets



VIO helps sellers with product selection

Provide fitment and category information to help sellers precisely match products.

Authoritative VIO

Locally sourced VIO data with bi-annual scheduled updates.



One-Click Listing

eBay fitment data fully integrated



eBay-compatible vehicle data format

Leverage category data to enable precise product-to-vehicle matching.

Store integration

Select the vehicle fitment data based on the OE number lookup results, then upload to eBay.

03



Global Data Suppliers

- 2025 April

Welcome Onboard- New Data Suppliers of April 2026

Data Suppliers New Onboarded in April

Digi Fusion| One Global Platform



APlus

Wolforts

Levante-K

SWG

KW

ap

ST

1140+

Global Data Suppliers



04



Marketing Activities

- 2026
- TecRMI Debuts at AMR 2026 in Beijing

Jun.-Jul.

Jun. 18th -20th Automechanika Ho Chi Minh City

Jul. 16th Strategy meeting - Customers Salon

Sept.

3rd -5th International Auto and Motorcycle Expo (Wenzhou)

8th -12th Automechanika Automechanika Frankfurt

24th -27th Automechanika Jakarta

Mar.-May

Mar. 28th Strategy meeting - Customers Salon

Apr. 13th- 15th AMR – AMR - Auto Maintenance and Repair Expo (Beijing)

May. 14th -16th AMR - Auto Maintenance and Repair Expo (Beijing)

May. 14th -16th CAPAS-International Trade Fair for Automotive Parts & Aftermarket Services (Chengdu)

May. 27th -28th China Data Supplier Conference & Customer Training Workshop (Shanghai)

Aug.

19th- 21st AAG - Auto Aftermarket (Guangzhou)

Nov. - Dec.

Nov. 3rd -5th Automotive Aftermarket Products Expo (AAPEX) Las Vegas

Nov. 10th -12th Automechanika Dubai

Dec. 2nd -5th Automechanika Shanghai (AMS)

Meet Us! – TecAlliance Marketing Activities for 2026

TecRMI® Debuts at AMR 2026 in Beijing



TecRMI® Debuts at AMR 2026 in Beijing



TecAlliance: Committed to China. For the long term.

We officially launched TecRMI® at AMR Beijing 2026, held from April 13 to 15 at the China International Exhibition Center (Capital Venue). TecRMI® is a repair and maintenance data solution based on OEM standards, purpose-built for the automotive aftermarket. This premier industry event offered the perfect stage to present TecRMI® to customers, partners, and equipment manufacturers throughout North China.

Attendance	68	1,385	49,634
Our Capability	Countries/ Regions	Exhibitor	Visitors



TecRMI® further reaches customers in North China

With "Diagnostics & Repair" as its core segment, this year's exhibition drew 1,385 exhibitors from 68 countries and regions and 49,634 professional visitors. This major industry event offered the perfect stage to present TecRMI® to customers, partners, and equipment manufacturers across North China.

According to Chen Hongji, Commercial Director of TecAlliance China: "We gained a deep understanding of stakeholder needs, connected with key equipment manufacturers in North China – including one from Liaoning Province – and met many potential customers interested in collaboration."



Contact Us – Welcome your Inquiries

Contact Us – Your voice counts!



Commercial Director
China

Werner Chen



Email: Hongji.chen@tecalliance.net
Tel: +86 13564549252

Commercial Team

**Customer Centricity,
creating tangible
customer value.**



New Channel Sales Manager

Franky Zhou

Email: Qi.Zhou@tecalliance.net
Tel: +86 135 2479 6845



Team Coordinator China

Vivi Liu

Email: Haiying.Liu@tecalliance.net
Tel: +86 182 2149 5081



Key Account Manager

Harvey Zhang

Email: Le.Zhang@tecalliance.net
Tel: +86 18362721284



Account Management China Taiwan

Calinda Zhang

Email: Junfang.Zhang@tecalliance.net
Tel: +886 903576846



Sales Manager China

Joe Jia

Email: Chunhui.Jia@tecalliance.net
Tel: +86 173 7264 2905



Sales Manager China

Ethan Xue

Email: Jingyu.xue@tecalliance.net
Tel: +86 151 514 14273



Sales Manager China

Tony Liu

Email: Jia.liu@tecalliance.net
Tel: +86 135 640 08126



Sales Manager China

Ryan Zheng

Email: Yunze.zheng@tecalliance.net
Tel: +86 138 457 79815



Regional Marketing Manager China

Jackie Pang

Email: Jie.pang@tecalliance.net
Tel: +86 13918849544



tecalliance.cn

TecAlliance China Ltd.
CONTACT US



Address:

Room 901, Block G, Xuhui Vanke, No.
9335 Humin Road, Xuhui District,
Shanghai, PostCode: 200235



Tel:

+86 21 3387 0258



E-Mail:

sales_cn@tecalliance.net



Website:

www.tecalliance.cn